



Let's PLAY!

Play is the preschool level of the *Dwell* curriculum. Based on 36 stories from Genesis through Acts, Play leads you and the four- and five-year-olds in your group on a joyful discovery of God's love.

All you need is the Play resource kit, a set of colorful take-home story cards for each child, a few common craft supplies, and a space to meet! You'll love the way Play encourages preschoolers to respond with faith to the God who loves and cares for them.

The Play resource kit includes

- 36 session plans with clear, easy-to-follow lesson outlines, materials lists, and teaching tips.
- one sample set of 36 take-home story cards.
- full-color leader's resources to use in your sessions.
- reproducible pages with patterns, pictures, and story figures.
- a *Sing With Me Preschool Songs* CD with 22 kid-friendly songs.

As part of the *Dwell* curriculum, Play includes

- wondering questions, which invite learners to dwell in God's story as they consider the people in the story, the choices they made, and how God was at work in their lives.
- Re★formed tips, indicating that every story is taught from a Reformed, God-centered perspective, which views the

Bible primarily as the story about God and his love for us—not simply biblical heroes or morals.

- multiple intelligence tips that can help you tune your lessons to the various ways children learn.
- access to the *Dwell at Home* family of resources designed to support faith formation at home.

You also have the option to subscribe to *Dwell Digital*, which gives your teachers access to all leader materials on any device at any time. For more information, see DwellCurriculum.org.

Here are the 36 stories included in Play:

Old Testament Stories

1. God Made the World
2. God Made People
3. Adam and Eve Disobey
4. Noah Obeys God
5. Abraham and Sarah Obey God
6. God Takes Care of Joseph
7. Joseph Helps His Brothers
8. Moses: From Basket to Palace
9. Moses: Exodus
10. Moses: Manna in the Desert
11. Joshua and the Tall Wall
12. Hannah's Prayer
13. Samuel Listens
14. David and Goliath
15. Elisha and the Widow's Oil
16. Elisha and Naaman
17. Jonah and the Giant Fish
18. Daniel and the Lions

New Testament Stories

19. Jesus Is Born
20. A Visit from the Magi
21. Anna Waits
22. Jesus Calls His Disciples
23. Jesus Heals a Little Boy
24. Jesus Heals a Man Who Couldn't Walk
25. Jesus Calms the Storm
26. Jesus Feeds a Big Crowd
27. Jesus Heals Ten Sick Men
28. Jesus Heals a Man Who Couldn't See
29. Jesus and the Children
30. Zacchaeus
31. Palm Sunday
32. Easter
33. Jesus Changes Paul
34. Paul and the Wall
35. Escape!
36. Shipwreck

Play—Up Close

The Play program supplies leaders with a step-by-step guide for each session. This key will help you understand what is included in each session.

It all starts with the Bible! The Scripture reference is listed first because it’s the foundation of every *Dwell* session

Wondering isn’t just for kids! These wondering questions will help you to experience the story as you prepare to lead.

The session focus. This section helps you identify the key teaching or theme of the session.


Goals for growing in faith and action. Each session’s Faith Nurture Goals help you focus on what the children will be learning and how you can respond together to God’s story.

Your Play kit will include a variety of resources to help you lead each Play session. Here are the companion materials for this lesson.

The *Sing with Me Preschool Songs* CD is included in every Play kit. It includes 22 kid-friendly songs that you can use throughout your session.



Easy-to-use printable pages provide fun activities that encourage children to create while they learn.



Kids learn best through a variety of methods! These symbols show how each step of the session is designed to appeal to kids’ unique gifts.

happened to Paul after that big change. What did Paul do and where did he go? Tell the group you have one story clue for them—it’s the big basket you brought to class today!

If your church building is made of brick, with tall walls, consider taking a quilt outside, finding a place beside a wall, and settling on it for the story. (Take with you your Bible and the Paul picture for this session.) When the story describes the walls around Damascus, take time to look up at the wall of your church and wonder if there was any way Paul could escape over such a tall wall!

Show the children where today’s story is found in your Bible and say your original story call together:

This is the Bible, let’s open it wide. *(hands together, palms up, like a book)*
Listen to God’s story that’s told inside! *(hands behind ears, listening)*

Then read the story using the visual provided in your leader’s resources. Follow the story with a few questions that will invite the children to wonder and reflect on Paul’s amazing escape:


- I wonder if Paul was surprised that some people wanted to put him in jail.
- I wonder if Paul was frightened.
- I wonder if Paul knew that Jesus was more powerful than Paul’s enemies.
- I wonder what Paul said when his friends told him to get in the basket.
- I wonder what it felt like to go down, down, down that wall and land outside the city.
- I wonder what Paul prayed to Jesus that night.
- I wonder if there was anything Paul loved more than telling others about Jesus.

Step 3 Retell Paul’s story by acting it out together. Spend a few minutes deciding with the children which person they’d like to be (remember, it’s OK if they all want to be Paul!). Also decide where you’ll place your city wall, and use masking tape (or sidewalk chalk if you took your story outdoors today) to mark off the city boundaries. Then retell the story in your own words and help the children bring it to life by acting it out. Retell it as many times as you need to in order for each little “Paul” to make his or her escape in the laundry basket.

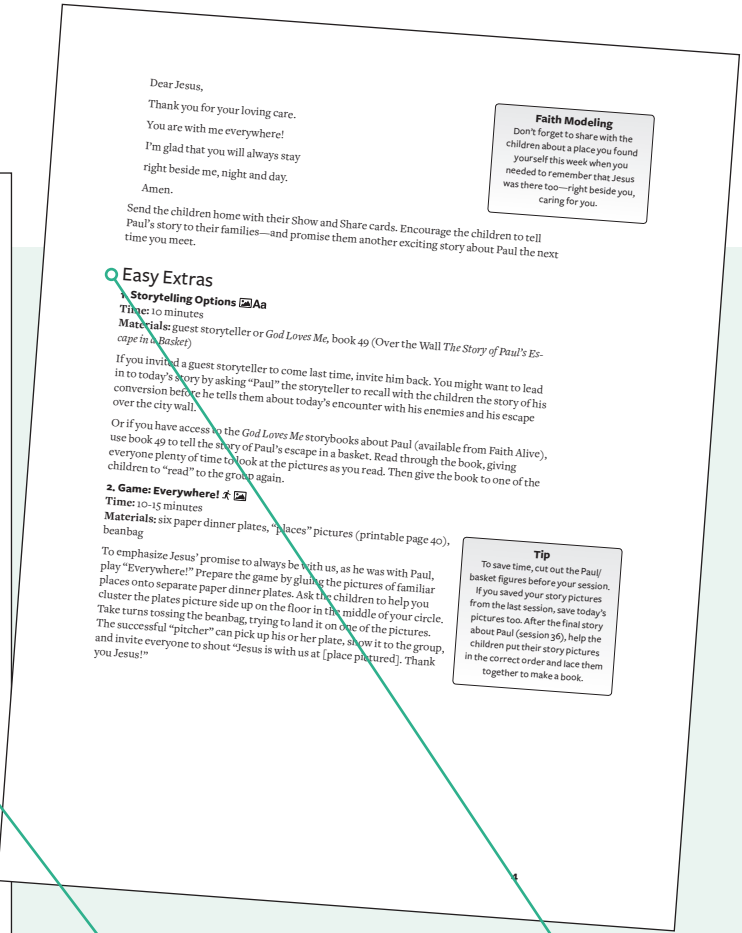
Step 4 Spend some time praising Jesus for his love—and for taking care of you wherever you go, just as he took care of Paul. Invite the children to mention some of the places they’ve been in the week since you were together last. Did they find themselves in any scary places or situations? Invite their stories, then assure them that Jesus was there with them, watching over them just as he watched over Paul. Emphasize that Jesus cares for his friends and is always with them!

Sing “God Is Watching over You” (CD track 11) and “Just Say Thanks” (CD track 20). If time remains, repeat this simple prayer with the children to close your session:

Each session has four steps to learning and growing:
Step 1: Gathering and introducing the Bible story
Step 2: Presenting the Bible story
Step 3: Reviewing the Bible story
Step 4: Concluding with worship and praise to our great God



Colorful leader resources help you tell the story in a way that engages kids.



Extra activities. At the end of each session plan you’ll find some extra activities that can be substituted for a regular step or added to the plan to extend your session.



Beautiful children’s resources called “Show and Share cards” are sent home with children after each session, giving them a way to share God’s story with their families.



www.DwellCurriculum.org

What sets *Dwell* apart?

Dwell offers a coordinated approach to church education from preschool through grade 8. But *Dwell* is more than a curriculum—it's a program that seeks to provide kids with less noise and more time to experience God's story. *Dwell* actively engages kids in God's story with interactive games, reflective wondering, dramatic storytelling, and a whole lot of fun. Through it all, *Dwell* invites kids to find their place in God's story, living into and out of it for the rest of their lives. For more information about *Dwell* curriculum's goals and values, as well as its scope and sequence, visit DwellCurriculum.org.

Does theology really matter in a curriculum?

Just because a children's curriculum contains Bible stories doesn't mean it is designed to teach kids all they need to know. Every session of Play is taught from a Reformed, God-centered perspective. It's a perspective that views the Bible primarily as the story about God and his love for us—not about biblical heroes or morals. This perspective considers every story as part of the one big story of God's redemption and restoration of this fallen world through Jesus Christ. The Re★formed tip box is your assurance that we take seriously what your little ones will be learning; it explains *Dwell's* approach in every story you'll be teaching.

How does Play help me partner with parents?

Corresponding Show and Share cards can be sent home with the children as a way to share God's story with their families. We've also provided a reproducible letter you can send to families to introduce them to Play and share your hopes for the year.

You can recommend that parents and caregivers purchase Play's *Sing with Me Preschool Songs* CD from FaithAliveResources.org, and sing those songs with their little ones at home. Check out our *Dwell at Home* family connection resources on the Leader Support page of DwellCurriculum.org for other ways to connect your teaching to faith formation at home.

Order today!

You can place an order at DwellCurriculum.org by clicking on "Shop" or by calling 800-333-8300.

Questions?

Contact us with any questions at 800-333-8300 or support@dwellcurriculum.org.